

EXIDE

POWERSAFE XHD

VRLA Convenience with
Törr Tubular Toughness





Introduction:

The Legendary Exide Törr Tubular reliability now comes maintenance free from the state of the art manufacturing line. Exide launches new Powersafe XHD series with unique GEL technology mainly for UPS application. These batteries are designed with tubular positive plate and GEL Electrolyte.

Tubular Positive plates, well established for partial state of charge operation make Powersafe XHD series a durable battery for deep cycling application even in heavy power cut areas. The GEL electrolyte makes it compact and maintenance free with no topping up for life.

Powersafe XHD is a VRLA backed by Tubular strength.

Applications:

- UPS system
- Process Instrumentation and control
- Office automation equipments
- EPABX system
- Electronic attendance and Cash register
- Fire alarm and Security system

Features:

- Maintenance Free – No topping Up ever
- Capable for deep cycling
- No acid stratification
- Supplied factory charged – ready to use
- Designed for long life
- Compatible to CC-CV charging
- Deep discharge protected technology



EXIDE
POWERSAFE
XHD

TÖRR
TUBULAR

CHARGING PARAMETERS
 Constant Voltage Charge with
 Current Limits (at 27°C)
 Standby Use : 13.5V-13.8V
 Cycle Use : 14.0V-14.5V
 Maximum Limit Current 16.4A
 Minimum Limit Current 8.2A

SMF VRLA BATTERY

Type	Volts	Capacity
XHD 12-123	12V	123Ah

Follow instructions below use.
 Be careful of the followings:
 Avoid
 • Short circuiting battery terminals
 • Charging the battery in open flame
 • Charging in a sealed container
 • Mechanical damage
 After use, wash this battery for safe
 recycling of lead.

PP ♻️
 EXIDE INDUSTRIES LTD
 MADE IN INDIA www.exideindia.com

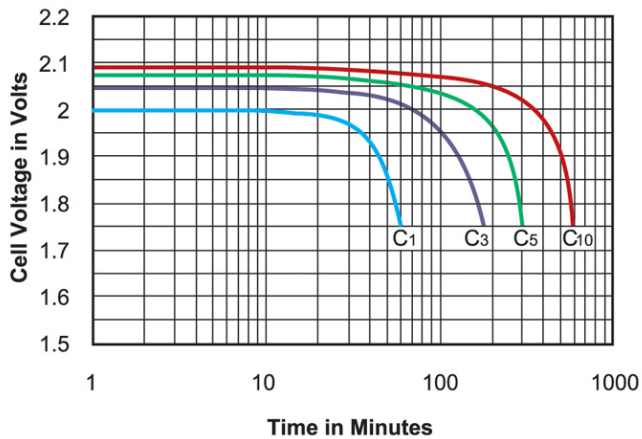
Specification Table XHD Battery

Battery Type	Nominal Voltage (V)	Rated Capacity (Ah) at 27°C							(Dimensions in mm)				Weight (Kg) +/-5%	IR (m-ohm)	Max. Discharge Current
		20hr. 1.75V /cell	10hr. 1.75V /cell	5hr. 1.75V /cell	3hr. 1.75V /cell	2hr. 1.75V /cell	60 mins. 1.75V /cell	30 mins 1.75V /cell	Overall Height +/-3	Height +/-3	Length +/-2	Width +/-2			
HD 30-12	12	30	27	24	21	19	14	9	170	170	197	165	13.00	13.0	180
HD 45-12	12	45	41	36	32	29	20	13	174	174	350	166	19.00	10.0	270
HD 82-12	12	82	75	66	58	52	37	24	235	235	407	173	33.50	7.0	492
HD 105-12	12	105	95	84	74	67	48	31	240	240	557	172	44.00	6.0	630
HD 165-12	12	165	150	132	117	105	75	49	240	240	533	250	64.00	5.0	990

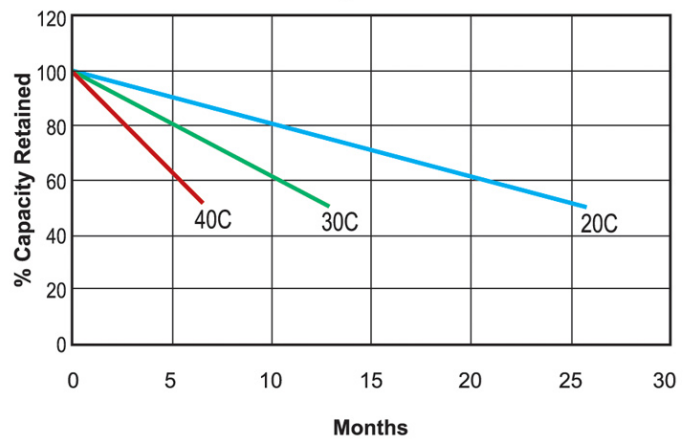
NOTE:

- Batteries are dispatched from factory at minimum 90% state of charge.
- Full capacity is achieved after a minimum ten numbers of charge-discharge cycles at full depth or 3 months of continuous float operation

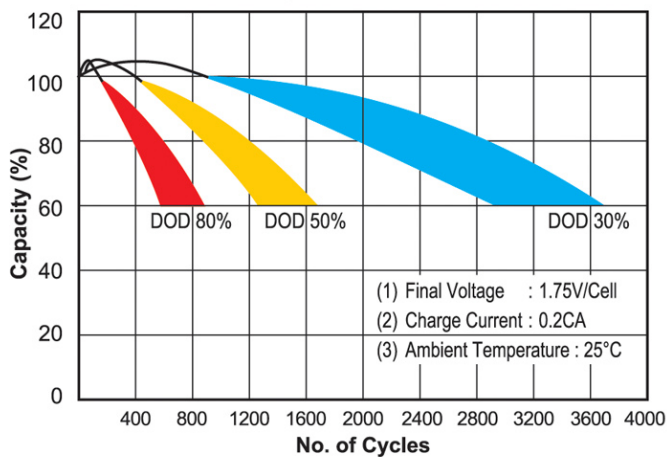
Performance Curves at Different Rates of Discharge



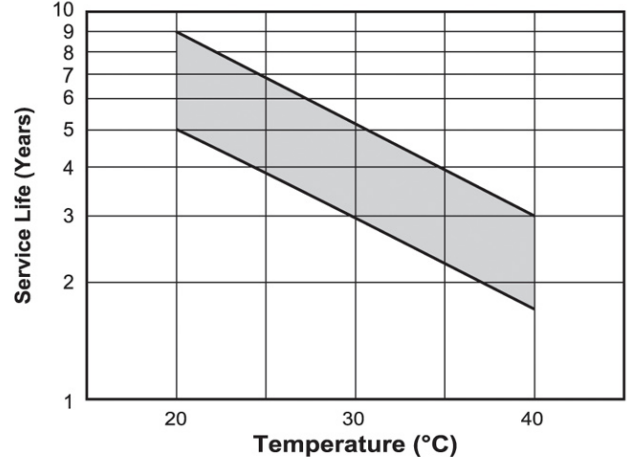
Self Discharge Characteristics



Cycle Service Life



Float Service Life



NOTES ON OPERATION:

Freshening Charge:

GEL batteries do not need any freshening charge till 80% residual capacity. GEL batteries can be revived from even a 50% State of Charge (SOC) with a boost charging @14.7v/monobloc to a 90% SOC easily.

Charging Characteristics:

a) Normal Recharge:

Batteries to be Recharged in CC-CV model only.

Model of Operation	Voltage setting per 12V unit for ambient temperature 20-30°C	Current Setting
Float	13.7V +/-0.1V	Maximum: 0.2C
Cyclic	14.7V +/-0.1V	Minimum: 0.1C

Temperature Compensation : (reference 25°C)
 Float : -18mV/°C/12V unit
 Cyclic : -30mV/°C/12V unit

Caution on Ripple: The maximum limits of A.C content of the D.C shall be 5A A.C (rms) per 100Ah C20 capacity during float charge. The A.C current induced battery temperature rise should be below 3°C At all times the average D.C float voltage must be kept positive.

Heat Dissipation : a VRLA battery under normal float condition shall dissipate heat into the atmosphere. For the overall heat load calculation, taking into account a worst case operation, the rate of heat dissipation may be taken as 0.45 Watts/100Ah C20 capacity/Cell.

Hydrogen Evolution: Hydrogen gas evolved by a lead acid battery may be estimated from the following formula:

Hydrogen gas evolved per hour = $0.45 \times 10^{-3} \times n \times i \times C \text{ m}^3$ at N.T.P.

Where, n = number of 2V cells

i = 0.2 A/100 Ah for a VRLA cell

C = C₂₀ capacity of Cell

To design for the ventilation (air flow) requirement so that the hydrogen percentage in the air is always below 4% (lower explosive Limit), the air flow rate may be estimated as:

$Q = d \times s \times 0.45 \times 10^{-3} \times n \times i \times C \text{ m}^3 / \text{hr}$

Where, d = dilution ratio (100 - 4) / 4 = 24

s = factor of safety, eg.5

For a VRLA, the above may be simplified as:

$Q = 0.0108 \times n \times C$

Paralleling of Battery Strings: (a) Paralleling of a maximum of three strings is allowed provided they are all of the same make, capacity and age. (b) Adequate care shall be taken in ensuring that all inter-unit connecting cables have equal length and cross-section. All cables to the system, from each of the strings, shall be of same length and cross-section. (c) The total charging current, in the case of parallel strings, to be taken care of so that each of the strings get the recommended level of Amperes.

For inter-bloc connection flexible copper cable with suitable lugs are recommended. Cable cross section may be estimated at 2.8Amps/mm² at maximum anticipated discharge load.

Even though the Exide GEL batteries are designed to perform anywhere between -20 to +50°C for optimum battery life avoid prolonged operation in ambient in excess of 35°C.

Test discharge on installation and commissioning, if necessary, should be conducted only after 48 hours of uninterrupted float charge with load disconnected.

Ensure that batteries are put to recharge immediately after any discharge, under no circumstance the gap between the end of discharge and initiation of recharge should be more than 24 hrs.

Standard Maintenance Recommendations: (a) Visual check every 3 months to note any physical abnormality like bulge, crack or leakage etc. (b) Measure float voltage of individual units once in 3 months and recorded the data. (c) Test discharge the battery bank at least once in 12 months to check battery health. (d) Keep the battery top clean with the help of a dry cotton cloth periodically. Inspect the inter-unit connection points for any sulfation etc. The inter-unit connections are to be checked for tightness once a year. (e) If battery bank is placed on steel racks/cabinets ensure insulation between the battery base and the steel tray.

Statutory Notice:

All batteries contain lead, which is harmful for human beings and environment. As per statutory requirements, the used battery must be returned to the authorised dealer, manufacturer or at the designated collection centres.

EXIDE

Please address your queries & comments to :

Head Office

Kolkata 'Exide House', 59E Chowringhee Road, Kolkata - 700 020, Phone (033) 2283 2120/33/36/50/51/71/ 2238/39, Fax (033) 2283 2632/37

Corporate Marketing Office

Kolkata 6A Hatibagan Road, Entally, Kolkata - 700 014, Phone (033) 2286 6158/6159, Fax (033) 2286 6186, E-mail: indlcare@exide.co.in

Regional Offices

New Delhi 'Exide House', 3E/1 Link Road, Jhandewalan Extension, New Delhi - 110 055, Phone (011) 2362 7095/96/98, Fax (011) 2355 5703
 Chennai Exide Industries Limited, New No. 824/2, Old No. 398, Third Floor, Anna Salai, Nandanam, Chennai - 600 035 (Before Hyundai Showroom), Phone (044) 4907 5100, (044) 4907 5125, Fax (044) 4907 5126
 Mumbai 'RAHEJAS', 5th Floor, 8C Main Avenue, V P Road, Santacruz (West), Mumbai - 400 054, Phone (022) 2646 5283/84, Fax (022) 2646 5042

Kolkata 6A Hatibagan Road, Entally, Kolkata - 700 014, Phone (033) 2284 3137/3168/3169, Fax (033) 2289 7455

Branch Offices

Cuttack Ph.: (0671) 2686151
 Guwahati Ph.: (0361) 245 1669
 Jamshedpur Ph.: (0657) 229 3022/0785, Fax (0657) 229 0894 (PP)
 Patna Ph.: (0612) 322 3865, Fax (0612) 252 9902 (PP)
 Siliguri Ph.: (0353) 253 8321, Fax (0353) 252 3731
 Chandigarh Ph.: (0172) 500 0014
 Dehradun Ph.: (0135) 324 7766
 Ghaziabad Ph.: (0120) 437 7031
 Jaipur Ph.: (0141) 519 1206, Fax (0141) 519 1221
 Jalandhar Ph.: (0181) 500 9305/9315/9321/9322, Fax (0181) 500 9326

Lucknow Ph.: (0522) 404 1896/1899/491 3709
 Varanasi Ph.: (0542) 220 2129
 Bengaluru Ph.: (080) 4128 3793, Fax (080) 2574 4226
 Coimbatore Ph.: (0422) 470 0105, Fax (0422) 222 0858
 Hyderabad Ph.: (040) 6516 3958
 Kochi Ph.: (0484) 414 9351, 414 9352, Fax (0484) 414 9311
 Ahmedabad Ph.: (079) 6510 8207, Fax (079) 2963 0532
 Indore Ph.: (0731) 654 2293
 Mumbai (Fort) Ph.: (022) 2207 2188/89, Fax (022) 2207 8631
 Nagpur Ph.: (0712) 253 9972/9973, Fax (0712) 253 8348
 Pune Ph.: (020) 3230 4041-45, Fax (020) 2443 0094
 Vadodara Telefax: (0265) 235 4240

EXIDE Industries Ltd., Industrial Marketing: 6A Hatibagan Road, Entally, Kolkata - 700 014, Phone: 2286 6158/6159
 E-mail: indlcare@exide.co.in, Visit us at www.exide4u.com

Toll Free No. 1800-103-5454

This catalogue is issued to provide outline information only and is not deemed to form part of an offer or contract. Our policy is one of continued improvement and we reserve the right to change details without prior notice.